

**UNITED STATES BANKRUPTCY COURT**  
**Western District of Tennessee**  
**PETITIONS CLOSED FOR TWELVE MONTH PERIODS**  
**BY DIVISIONS**

<b>Oct 1, 2015 - Sep 30, 2016</b>			
	<b>Memphis</b>	<b>Jackson</b>	<b>Totals</b>
Chapter 7	3,107	1,013	4,120
Chapter 11	21	8	29
Chapter 12	0	1	1
Chapter 13	10,034	2,313	12,347
<b>Totals:</b>	<b>13,162</b>	<b>3,335</b>	<b>16,497</b>

<b>Oct 1, 2014 - Sep 30, 2015</b>			
	<b>Memphis</b>	<b>Jackson</b>	<b>Totals</b>
Chapter 7	3,155	1,055	4,210
Chapter 11	23	13	36
Chapter 12	0	0	0
Chapter 13	10,467	2,505	12,972
<b>Totals:</b>	<b>13,645</b>	<b>3,573</b>	<b>17,218</b>

<b>Oct 1, 2013 - Sep 30, 2014</b>			
	<b>Memphis</b>	<b>Jackson</b>	<b>Totals</b>
Chapter 7	3,712	1,165	4,877
Chapter 11	48	11	59
Chapter 12	0	0	0
Chapter 13	11,364	2,751	14,115
<b>Totals:</b>	<b>15,124</b>	<b>3,927</b>	<b>19,051</b>

<b>Oct 1, 2012 - Sep 30, 2013</b>			
	<b>Memphis</b>	<b>Jackson</b>	<b>Totals</b>
Chapter 7	4,337	1,349	5,686
Chapter 11	57	11	68
Chapter 12	2	0	2
Chapter 13	10,660	2,542	13,202
<b>Totals:</b>	<b>15,056</b>	<b>3,902</b>	<b>18,958</b>

<b>2016 Over 2015</b>			
	<b>Memphis</b>	<b>Jackson</b>	<b>Total %</b>
Chapter 7	(48)	(42)	-2.14%
Chapter 11	(2)	(5)	-19.44%
Chapter 12	0	1	100%
Chapter 13	(433)	(192)	-4.82%
<b>Totals:</b>	<b>(483)</b>	<b>(238)</b>	<b>-4.19%</b>

<b>2016 Over 2015</b>		
	<b>Jackson</b>	<b>Total %</b>
Chapter 7	(42)	-3.98%
Chapter 11	(5)	-38.46%
Chapter 12	1	100%
Chapter 13	(192)	-7.66%
<b>Totals:</b>	<b>(238)</b>	<b>-6.66%</b>

<b>% of Closings by Chap. By Div. Chapter % of</b>			
	<b>Memphis</b>	<b>Jackson</b>	<b>Total Closings</b>
Chapter 7	75%	25%	25%
Chapter 11	72%	28%	0%
Chapter 12	0%	100%	0%
Chapter 13	81%	19%	75%
<b>Totals:</b>	<b>80%</b>	<b>20%</b>	<b>100%</b>

<b>% of Closings by Chap. By Div. Chapter % of</b>			
	<b>Memphis</b>	<b>Jackson</b>	<b>Total Closings</b>
Chapter 7	75%	25%	24%
Chapter 11	64%	36%	0%
Chapter 12	0%	0%	0%
Chapter 13	81%	19%	75%
<b>Totals:</b>	<b>79%</b>	<b>21%</b>	<b>100%</b>

<b>% of Closings by Chap. By Div. Chapter % of</b>			
	<b>Memphis</b>	<b>Jackson</b>	<b>Total Closings</b>
Chapter 7	76%	24%	26%
Chapter 11	81%	19%	0%
Chapter 12	0%	0%	0%
Chapter 13	81%	19%	74%
<b>Totals:</b>	<b>79%</b>	<b>21%</b>	<b>100%</b>

<b>% of Closings by Chap. By Div. Chapter % of</b>			
	<b>Memphis</b>	<b>Jackson</b>	<b>Total Closings</b>
Chapter 7	76%	24%	30%
Chapter 11	84%	16%	0%
Chapter 12	100%	0%	0%
Chapter 13	81%	19%	70%
<b>Totals:</b>	<b>79%</b>	<b>21%</b>	<b>100%</b>

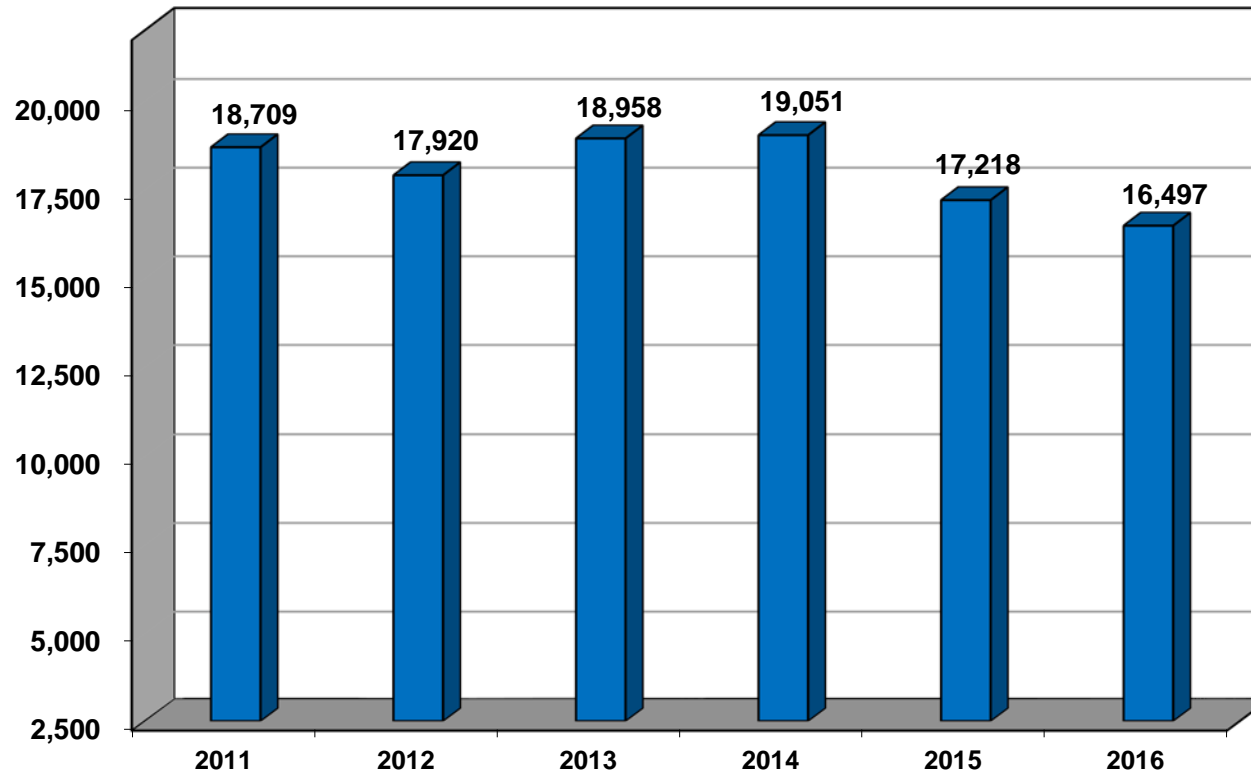
**Overall Change**  
**2016 Over 2015**  
**(Both Divisions)**

**-4.19%**

<b>2016 Over 2015</b>		
	<b>Memphis</b>	<b>Total %</b>
Chapter 7	(48)	-1.52%
Chapter 11	(2)	-8.70%
Chapter 12	0	0.00%
Chapter 13	(433)	-4.14%
<b>Totals:</b>	<b>(483)</b>	<b>-3.54%</b>

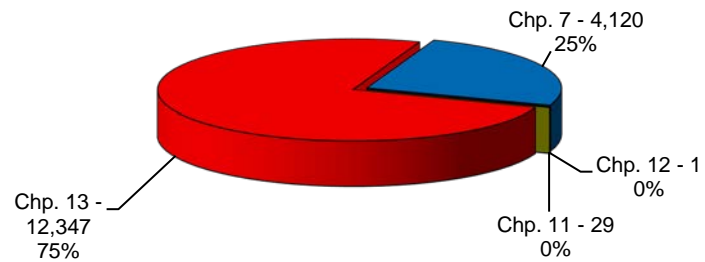
*Calculation of percentages are rounded to two places. .745 would be shown as .75 or 75%, and .744 would be displayed as .74 or 74%.*

**Total Closings For Western District By Year  
12 Month Period Ending Sep 30, 2016  
and Prior 12 Month Intervals**

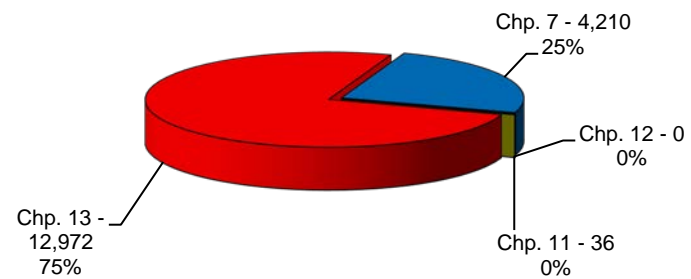


## United States Bankruptcy Court Western District of Tennessee

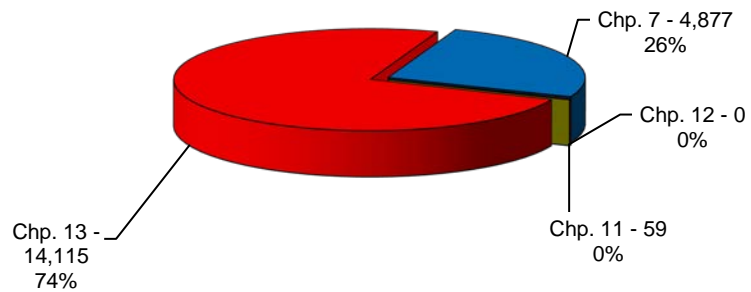
**Bankruptcy Case Closings**  
Oct 1, 2015 thru Sep 30, 2016



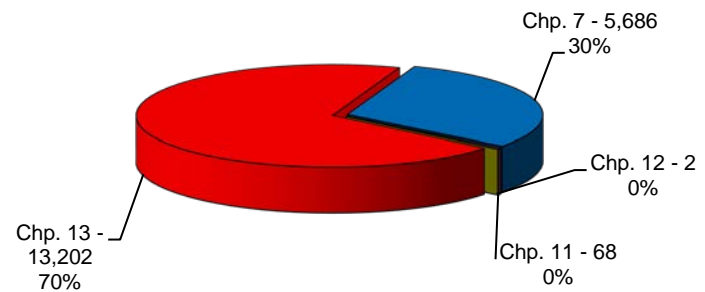
**Bankruptcy Case Closings**  
Oct 1, 2014 thru Sep 30, 2015



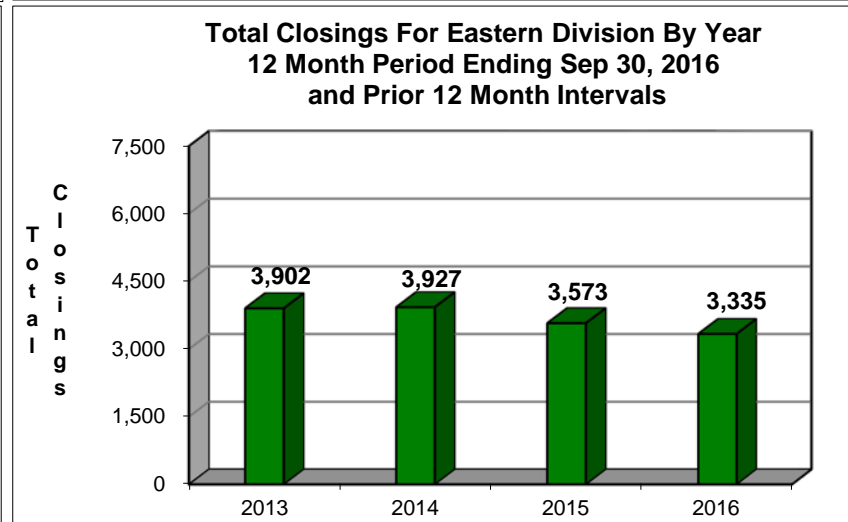
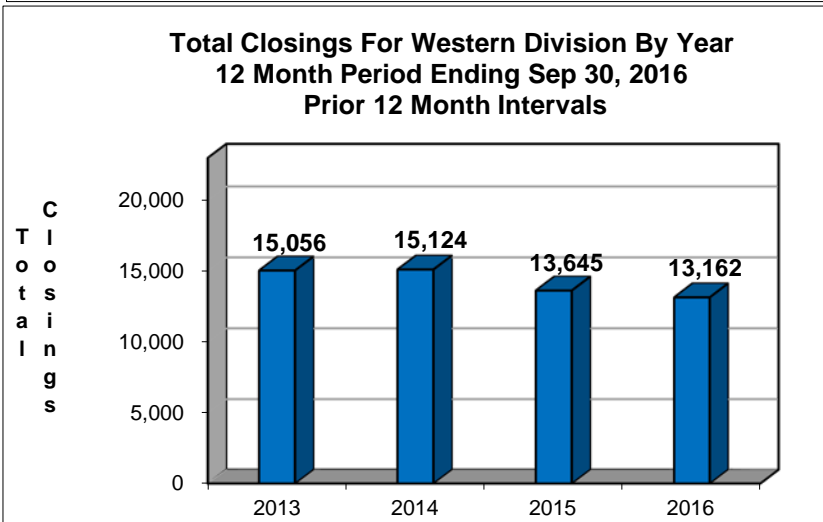
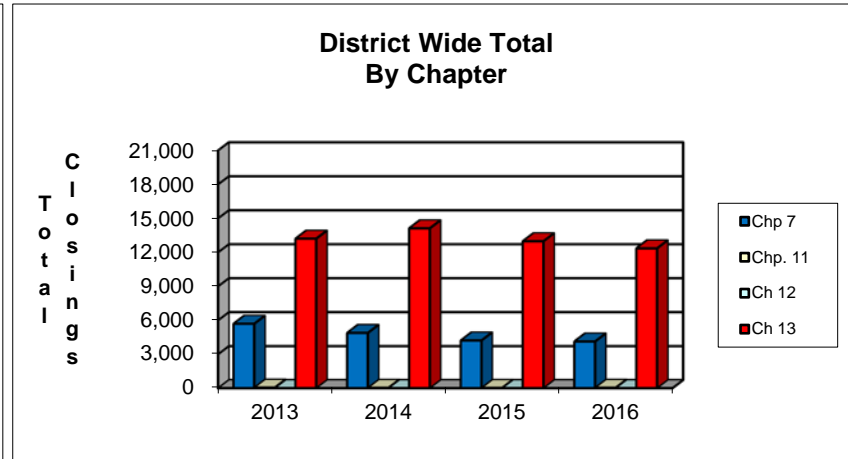
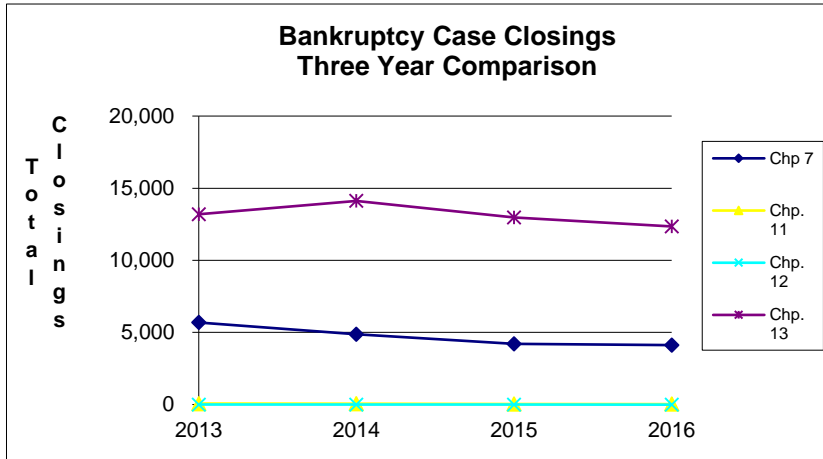
**Bankruptcy Case Closings**  
Oct 1, 2013 thru Sep 30, 2014



**Bankruptcy Case Closings**  
Oct 1, 2012 thru Sep 30, 2013



## United States Bankruptcy Court Western District of Tennessee



**NOTE: Data For Each Year was Calculated Beginning Sep 30, 2016 And Extending Backwards Twelve Months**